




Safety Solutions Product Catalogue

(US)



www.xtralis.com

Table of Contents

About Xtralis	2
Safety Products	3
VESDA-E The Next Generation of VESDA Aspirating Smoke Detectors (ASDs)	10
VESDA ASD	20
Xtralis XAS Accessories List	29
OSID Open-area Smoke Imaging Detection	30
Aspirating Smoke Detection Combined with Gas Monitoring	35
Xtralis Li-ion Tamer GEN 3 Lithium Ion Off-Gas Detection System	41
Xtralis VIS-IR Failsafe Bi-Spectral Thermography Detector	44
Pipes and Fittings	46
Test and Commissioning Tools	50
Software	51
Locations	55
Technical Support	55

About Xtralis

Xtralis is a leading global provider of powerful solutions for the early and reliable detection and remote visual verification of smoke, fire, and gas threats. Our technologies prevent disasters by giving users time to respond before life, critical infrastructure or business continuity is compromised. We protect high-value and irreplaceable assets belonging to the world's top governments and businesses.

Xtralis has been a pioneer in life safety innovations for more than 30 years. We are the world's largest manufacturer of very early warning Aspirating Smoke Detection (ASD) systems, including VESDA, the world's leading ASD brand. With more than 230 patents (granted or pending) and numerous firsts and innovations in our technology portfolio, Xtralis leads the market in very early warning fire detection (VEWFD).

The award-winning Xtralis portfolio includes:

- VESDA-E ASD
- VESDA ASD
- Industrial VESDA VLI ASD for Industrial Applications
- OSID Open-Area Smoke Detection
- 6500 Beam Detection
- Li-ion Tamer GEN 3

Learn more: www.xtralis.com

ABOUT XTRALIS

Safety Products

Xtralis is the inventor and pioneer of VESDA ASD technology and remains the world's leading supplier of ASD systems. Top governments and businesses around the globe rely on Xtralis for technically superior life safety solutions to protect people, critical infrastructure and high-value or irreplaceable assets.

VESDA-E: The Next Generation of ASD

VESDA-E is the next generation of ASD from Xtralis. VESDA-E offers ultra-sensitive ASD; 15 times better than current VESDA models with double the longevity, improved dust rejection, and 8% less power consumption per unit area. VESDA-E VEA introduces pinpoint addressability to deliver situational awareness to improve response time and efficiency for up to 40 locations. Other advanced features, including StaX expansion modules, add capabilities like gas detection for enhanced detection and monitoring, and remote field programmability. VESDA-E is the most advanced, reliable, and flexible ASD system ever.

Very Early Warning Smoke Detection

Xtralis provides highly reliable smoke detection at the earliest presence of fire while discriminating against false alarms. Conventional fire detection does not offer adequate protection because toxic smoke can begin to spread, and fire damage can occur before a warning is issued. In contrast, Xtralis' VESDA ASD systems continuously sample the air for the smallest traces of smoke to provide valuable time to understand a threat and stage an intelligent response. Our powerful life safety solutions provide reliable smoke detection in zero-tolerance environments, adhering to the highest safety standards and mitigating risks to facilities, assets and personnel.

Gas Detection and Environmental Monitoring

Xtralis offers more than just fire detection solutions. Our VESDA ASD systems can be extended to include gas detection and environmental monitoring. VESDA Sensepoint XCL is a gas detection solution that utilizes the ASD pipe network to deliver superior gas detection via multiple hole (multi-point) sampling. The combined solution provides reliable detection of gases for occupant protection and process monitoring whilst simultaneously ensuring protection against fire threats.

Li-ion Tamer GEN 3 system provides the earliest detection of failing lithium-ion batteries (detection of battery electrolyte vapours), well in advance of smoke and conventional gas detectors. With early warning of the initial signs of failing lithium-ion batteries, proper mitigation steps can be taken to prevent progression to a catastrophic thermal runaway.

Li-ion Tamer Sensor Multi Output Solution (MOS) is a device that detects the initial venting of battery electrolyte solvent vapours (off-gassing phase) that occurs early in the failure mode of lithium-ion batteries. The early detection of such events allows proper mitigation steps to be taken to avoid a catastrophic thermal runaway failure. It is also capable of detecting hydrogen gas, which is generated during thermal runaway of lithium-ion batteries. The detection of hydrogen allows proper management of flammable gas accumulation to avoid explosive conditions.

Open-area Smoke Detection

Fire detection for buildings with open spaces presents unique challenges, and very early warning may not always be the priority. When only standard sensitivity detection is required, Open-area

SAFETY PRODUCTS

Smoke Imaging Detection (OSID) offers the most reliable and cost-effective smoke detection solution for open spaces. It delivers superior performance to overcome all of the shortcomings inherent to other detection systems currently used in these applications such as beam, heat and flame detectors.

Video Image Fire Detection

The Failsafe Thermography Detector (FTD) is a bi-spectral (IR & Visual) smart edge device that has been specifically designed for early warning heat-detection.

The thermography detectors provide fire detection solutions where traditional smoke/fire detectors cannot cope with high smoke and dust conditions as part of normal operating conditions.

SAFETY PRODUCTS

Choose the Right Product for your Segment and Application

Vertical Market	Coverage	2000m ²					2-pipe: 2000m ²	1-pipe: 1600m ²	1000m ²	500m ²	250m ²			
	Detection	UVEW	AEW	VEW	AVEW	IVEW	VEW	VEW	VEW	VEW	Beam	Gas	Video Image	
	Product	VEU	VEA	VEP-4	VES	VLI	FAAST FLEX		VEP-1	VLF	OSID	Li-ion Tamer	VIS-IR	
IT and Communications														
Clean Room														
Highrise and Residential														
Manufacturing														
Airport														
Railway														
Logistics / Warehouse														
Logistics / Cold Storage														
Gigafactories														
Battery Energy Storage Systems (BESS)														
Solar/Wind														
Correctional Facilities														
Cultural and Heritage														
Power														
Retail and Commercial														
Oil and Gas														
Sporting Venues														
Education														
Food/Drink Processing Plants														
Waste Recycling														
Mining														

Application	Coverage	2000m ²					2-pipe: 2000m ²	1-pipe: 1600m ²	1000m ²	500m ²	250m ²			
	Detection	UVEW	AEW	VEW	AVEW	IVEW	VEW	VEW	VEW	VEW	VEW	Beam	Gas	Video Image
Product	VEU	VEA	VEP-4	VES	VLI	FAAST FLEX		VEP-1	VLF		OSID	Li-ion Tamer	VIS-IR	
Void Protection														
Return Air														
Cabinet Protection														
Duct Detection														
Tunnel (cable or other)														
Lift Shaft														
Small Computer Room														
Open Area Protection														
Harsh Environment														
Control Room														
Switch Room														
Restricted Access Room														
In-Rack														
Conveyor														
Special Hazard (CL 1 DIV 2)														
Car Parks (underground)														

VEW	Very Early Warning Smoke Detection
UVEW	Ultra Very Early Warning Smoke Detection
AVEW	Addressable Very Early Warning Smoke Detection
IVEW	Industrial Very Early Warning Smoke Detection
AEW	Addressable Early Warning Smoke Detection

VESDA Models Comparison Chart (UL268 7th Edition)

Features	VESDA-E					VESDA
	VEU	VEP		VES	VEA	VLF-500
		VEP-1	VEP-4			
Pipes and area coverage						
Pipe Length (Linear)	400 m (1,312 ft)	95 m (312 ft)	280 m (919 ft)	280 m (919 ft)	40 x 100 m (40 x 328 ft)	50 m (164 ft)
Pipe Length (Branched)	800 m (2,625 ft)	130 m (427 ft)	470 m (1,542 ft)	520 m (1,706 ft)	N/A	60 m (197 ft)
Area Coverage	69,965 sq ft * (6,500 m ²)	1,000 m ² (10,760 sq ft)	2,000 m ² (21,520 sq ft)	2,000 m ² (21,520 sq ft)	21,520 sq. ft (2,000 m ²) across 40 sample holes	500 m ² (5,380 sq ft)
No. of Pipe Inlets	4	1	4	4	40 microbore tubes	1
Multiple Pipe Addressability	No	No		Up to 4 sectors	Up to 40	No
Sensitivity						
Min Fire 1 Threshold	0.0003%obs/ft (0.001%obs/m)	0.01%obs/m (0.0030%obs/ft)		0.01% obs/m (0.0030 obs/ft)	1.6%obs/m (0.5% obs/ft)	0.025%obs/m (0.008% obs/ft)
Detection Range	0.001 - 20.0%obs/m (0.0003 - 6.575%obs/ft)	0.005-20%obs/m (0.0015% to 6.575% obs/ft)		0.005 - 20%obs/m (0.0015% to 6.575% obs/ft)	0.020 - 16%obs/m (0.006 - 5.17%obs/ft)	0.025 - 20%obs/m (0.008 - 6.575% obs/ft)
EN54-20 (Class A / B / C)						
Max. no of Holes	96	33	80	98 **	40 - 40***	16
Transport time (seconds)	70/90/110	60/90/110		60/90/90 **	40 - 90 (Tube length dependent)	90/90/90
Others						
Hazardous Area Approval (FM Class 1, Div 2, Groups A, B, C, D)	No	Yes		No	N/A	Yes
IP Rating	IP40	IP40		IP40	IP40	IP30
Two Stage Filtration	Yes	Yes		Yes	Yes	Yes
Total Number of Alarm Thresholds	8 (Day/Night)	8 (Day/Night)		32 (Day/Night)	8 (Day/Night)	8 (Day/Night)
Relay Outputs	7	7		12	7 (Expandable to 47)	3 (Expandable to 6)
On-board Memory (Max. Events)	20,000	20,000		20,000	20,000	18,000
AutoLearn™ (Smoke/Flow)	AutoLearn Smoke AutoLearn Flow	AutoLearn Smoke AutoLearn Flow		AutoLearn Smoke AutoLearn Flow	No	AutoLearn Smoke AutoLearn Flow
Bar Graph / Indicator LED	LEDs or 3.5" Colour Touch Screen	LEDs	LEDs or 3.5" Colour Touch Screen	LEDs or 3.5" Colour Touch Screen	LEDs or 3.5" Colour Touch Screen	Local (7 on-board LEDs 10 Segment Circular Display) Remote display when fitted with VESDAnet card

Features	VESDA-E					VESDA
	VEU	VEP		VES	VEA	VLF-500
		VEP-1	VEP-4			
Programming Tools - On-board Programming module - Handheld Programmer - PC Software (VSC, VSM)	Programmed via USB/ Ethernet connection to PC using VSC/VSM4	Programmed via USB/ Ethernet connection to PC using VSC/VSM4			Programmed via USB/ Ethernet connection to PC using VSC/VSM4	Programmed via RS232 direct connection to PC using VSC or Programmer when VN card is fitted
StaX Expandability	Yes	Yes	Yes	Yes	Yes	No
VESDAnet™						
Max. No. of devices/ detectors per loop	200/100	200/100		200/100	200/100	200/100 (with VN Card)
Max. Distance between Devices	1,300 m (4,265 ft)	1,300 m (4,265 ft)		1,300 m (4,265 ft)	1,300 m (4,265 ft)	1,300 m (4,265 ft) (with VN Card)
Computer-based Management via VSM	Yes	Yes		Yes	Yes	Yes
Remote Relay Modules - 7 relay version - 12 relay version	VER-A40-7 N/A	VER-A40-7 N/A		VER-A40-7 VER-A40-12	VER-A40-7 N/A	VRT-500 N/A
Compatible Remote Bargraph Displays - Display, 7 relays - Display, 12 relays - Display, no relays	VER-A10-7 N/A VER-A10-0	VER-A10-7 N/A VER-A10-0		VER-A10-7 VER-A10-12 VER-A10-0	VRT-200 N/A VRT-600	VRT-V00 N/A VRT-W00 (with VN Card)

* System design and regulatory requirements may restrict the monitoring area to a lesser amount.

** Subject to agency testing.

*** Check local codes for the required transport times determined by the tube lengths

Beam Detectors Comparison Chart

Features	6500	OSID-R	OSID-DE
Beam	Single IR	Single IR	Dual IR/UV
Technology	Reflective	Reflective	End-to-end/Multi-emitter (*)
Distance	100 m (328 ft)	100 m (328 ft)	200 m (656 ft)
Minimum free FOV	40x40cm/80x80 cm (with LRK)	40x40cm	20x20cm
Building movement	+/-0.5°	+/-1°	+/-2°
Resistance to dust	No	No	Yes
Beam trough glass panes	No	No	Yes
Resistance to solid object intrusion	No	Yes (Fault)	Yes (Fault)
Resistance to sunlight saturation	No	Yes (Fault)	Yes (Fault)
Angle of sunlight rejection	10°	10°	-
Log & diagnostics	No	No	Yes
Test at ground level	Yes	Yes	No
IP range	IP54	IP 55	IP45
T° range	-30°C to 55°C	-20 °C to +55	-10 °C to 55 °C
Max. Current	8.5 mA Max. (Intl.) 38.5 mA (Conv.)	22 mA @ 15 VDC (Intl.) 54 mA @10.2 V (Conv.)	8 mA (31 mA alignment)
Voltage range	15-32 VDC (Intl.) 10.2 to 32 VDC (Conv.)	15-32 VDC (Intl.) 10.2 to 32 VDC (Conv.)	20-30 VDC

* Up to 7 emitters for a an OSI-90 imager

VESDA-E The Next Generation of VESDA Aspirating Smoke Detectors (ASDs)



Innovative Capabilities

Since pioneering ASD technology nearly 30 years ago, VESDA has been recognized as the best in the world, protecting personnel, irreplaceable assets and mission critical infrastructure in the world's most iconic locations.

VESDA-E is the next-generation of ASD technology, featuring multiple innovative capabilities across the new portfolio that delivers a new level of customer experience:

- **VESDA Smoke+**, offers increased sensitivity – up to 15 times greater than VESDA VLP, at least three times better dust rejection, up to twice the longevity while maintaining consistent sensitivity over time and up to 8% less power consumption per unit area.
- **VESDA Flex**, future proof expandability and programming for maximum flexibility using, StaX Hardware expansion modules that easily bolt onto the VESDA-E detector to add additional capabilities.
- **VESDA Verify**, VESDA-E VEA introduces pinpoint addressability to deliver situational awareness to improve response time and efficiency for up to 40 locations.
- **VESDA Connect**, allows for flexible networking and programming options that reduce maintenance and monitoring costs through extensive connectivity options and remote diagnostics tools including Ethernet, USB, VESDAnet and Relays.
- **VESDA TCO**, reduces the Total Cost of Ownership (TCO) through Capex value, Opex savings, Plug'n'Play installation, design-less pipe networks, vast monitoring options and backwards compatibility. With VESDA-E you can reduce TCO by up to 15% for non-addressable products and up to 60% for the point addressable products.

How VESDA-E Works

Air is continually drawn from the protected area through the air sampling pipe network and into the detector by a high efficiency aspirator. The air sampling pipe network can contain up to four pipes. The air from each sampling pipe passes through an airflow sensor and then a sample of the air is drawn into the smoke detection chamber via the sampling module, after first passing through the filter. An additional filter provides clean air to protect the optical surfaces inside the detection chamber from contamination.

The Flair™ detection chamber uses CMOS imaging, multi-directional light scattering and sophisticated algorithms for smoke detection and particle type characterization. If the detected smoke is higher than the set alarm thresholds it is reported as an Alert, Action, Fire1 or Fire2 alarm condition. Air is exhausted from the detector and may be vented back into the protected zone. Alarms can be signaled via Relays and VESDAnet. Ethernet can be used for configuration and secondary monitoring, and a USB interface is provided for initial setup. A series of LEDs display Alarm, Trouble, Disable and detector power on status. A button allows the user to Reset or Disable the detector. In addition, an optional 3.5" LCD display shows the detector status, including smoke level and a smoke level bar graph, alarm thresholds, trouble status, % airflow level, normalization status and filter life used.



Applications

- Accommodation (Apartments, Hotels, Shops and Offices)
- Correctional Facilities
- Clean Rooms
- Cold Storage
- Cultural/Heritage
- Data and Telecom
- Hospitals and Healthcare
- Insurance
- Marine
- Nuclear Facilities
- Oil and Gas
- Portable Switch Rooms
- Power Generation
- Records Storage
- Transportation
- Wind Power Generation
- Warehousing

VESDA-E Product List

VESDA-E VEU (UL 268 7th Ed.)



The VEU series of ASDs are the premium detector of the VESDA-E range. An Ultra-wide sensitivity range; 15 times greater than VESDA VLP, and provision for more sampling holes provide an increased coverage in high airflow applications by at least 40%. Considerably longer linear pipe runs and extended branched pipe network configurations cater perfectly to applications with higher ceilings providing an increased coverage by up to 80% whilst allowing convenient detector mounting for ease of service and maintenance. A range of revolutionary new features provide unsurpassed detection performance, flexibility, field programmability, connectivity and reduced TCO.

Ordering Codes	Description
VEU-A00-UL	VESDA-E VEU with LEDs, Aluminium Enclosure, UL
VEU-A10-UL	VESDA-E VEU with 3.5" Display, Aluminium Enclosure, UL
Approvals: UL 268 7 th edition, ULC, CSFM, FM, FDA, FCC, RCM, KFI	
Dimensions: 350 x 225 x 135 mm (13.8 x 8.9 x 5.3 in)	
Weight: VEU-A00-UL - 5.3 kg (11.7 lbs), VEU-A10-UL - 5.3 kg (11.7 lbs)	
Area Coverage: 6,500 m ² (69,965 ft ²)*	

* System design and regulatory requirements may restrict the monitoring area to a lesser amount

VESDA-E VEP (UL 268 7th Ed.)



The VESDA-E VEP series of smoke detectors bring the latest and most advanced detection technology to provide very early warning and the best nuisance alarm rejection to a wide range of applications. Built on the Flair detection technology and years of application experience, VEP detectors achieve consistent performance over their lifetime via absolute calibration.

Ordering Codes	Description
VEP-A00-1P-UL	VESDA-E VEP with LEDs, 1 pipe, Plastic Enclosure, UL
VEP-A00-P-UL	VESDA-E VEP with LEDs, 4 pipe, Plastic Enclosure, UL
VEP-A10-P-UL	VESDA-E VEP with 3.5" Display, 4 pipe, Plastic Enclosure, UL
Approvals: UL 268 7 th edition, ULC, CSFM, FM, FDA, FCC, RCM, KFI	
Dimensions: 350 x 225 x 135 mm (13.8 x 8.9 x 5.3 in)	
Weight: VEP-A00-1P-UL: 4.4 kg (9.7 lbs), VEP-A00-P-UL: 4.4 kg (9.7 lbs), VEP-A10-P-UL: 4.5 kg (9.9 lbs)	
Area Coverage: VEP-A00-1P-UL: 1,000 m ² (10,760 ft ²), VEP-A00-P-UL and VEP-A10-P-UL: 2,000 m ² (21,520 ft ²)	

VESDA-E VES (UL 268 7th Ed.)



The VESDA-E VES can identify and monitor smoke density by individual sampling pipe (sector) which allows a single zone to be divided into four separate sectors; for example, distinguishing between separate aisles within a data room. Sector addressability enables the user to respond to a potential fire event quickly by reducing the search area. The VESDA-E VES has four programmable alarm thresholds (Alert, Action, Fire 1 and Fire 2) per pipe that allows flexible field application. After the detector identifies the first sector to reach the Alert threshold it continues to sample from all sectors to report real time status per sector via the intuitive touch screen display. Built on the Flair detection technology and years of application experience the VESDA-E VES detector delivers very early warning with the best in class dust rejection throughout its lifetime.

Ordering Codes	Description
VES-A00-P-UL	VESDA-E VES with LEDs, Plastic Enclosure, UL
VES-A10-P-UL	VESDA-E VES with 3.5" Display, Plastic Enclosure, UL
Approvals: UL 268 7 th edition, ULC, CSFM, FM, FDA, FCC, RCM, KFI	
Dimensions: 350 x 225 x 135 mm (13.8 x 8.9 x 5.3 in)	
Weight: VES-A00-P-UL: 4.7 kg (10.4 lbs), VES-A10-P-UL: 4.8 kg (10.6 lb)	
Area Coverage: 2,000 m ² (21,520 ft ²)	

Note: VEA detector, tubes, and sampling points work as a complete system, it is mandatory to use the VEA microbore tubes and sampling points with VEA detectors.

VESDA-E VEA (UL 268 7th Ed.)



The VESDA-E VEA series of aspirated detectors combine VESDA reliability and early warning smoke detection with pinpoint addressability and a variety of annunciation options. They use patented air sampling points and multi-channel microbore air-sampling with three alarm sensitivity settings for the sampling points. As a multi-channel addressable system, the VEA detector is able to divide a protected space into sampling locations, enabling the localization of potential sources of fire for faster incident response. The detectors are suitable for protection of areas where pinpoint location of fire events is essential, thus providing ideal fire detection solutions for healthcare, offices, education, retail, prisons and electrical cabinets. A wide range of features provide flexibility, field programmability, enhanced connectivity and reduced TCO.

Ordering Codes	Description
VEA-040-A00-UL	VESDA-E VEA-40 Detector with LEDs, UL
VEA-040-A10-UL	VESDA-E VEA-40 Detector with 3.5" Display, UL
Approvals: UL 268 7 th edition, ULC, CSFM, FM, FD,A , FCC, RCM	
Dimensions: 352 x 336 x 135.5 mm (13.9 x 13.2 x 5.33 in)	
Weight: VEA-040-A00-UL: 9.9 kg (21.8 lbs), VEA-040-A10-UL: 10 kg (22.2 lbs)	
Area Coverage: 2,000 m ² (21,520 ft ²)	

Note: VEA detector, tubes, and sampling points work as a complete system, it is mandatory to use the VEA microbore tubes and sampling points with VEA detectors.

VESDA-E VEA 40-Relay Local StaX



The VESDA-E VEA Local Relay StaX allows signaling of alarm location from the detector via relays and provides mounting of fire panel loop input modules inside the enclosure.

Ordering Codes	Description
VER-A40-40-STX	VESDA-E VEA 40-Relay Local StaX

Approvals:

- CE
- UKCA
- EN 54-20
- Other major agency approvals pending

Dimensions: 352.05 mm x 340.5 mm x 135.5 mm (13.9 in x 13.4 in x 5.3 in)



Weight: 5.1 kg (11.22 lbs)

VESDA-E Accessories List

VESDA-E VEA Accessories



Product Image	Ordering Code	Description
	VSP-970	VESDA-E VEA-40 Mounting Bracket
	VSP-971	VESDA-E VEA-40 Smoke Sensor Module
	VSP-972	VESDA-E VEA Filter (single cartridge)
	VSP-973	VESDA-E VEA Pump
	VSP-974	VESDA-E VEA Rotary Valve
	VSP-975	VESDA-E VEA LED Front Panel
	VSP-976	VESDA-E VEA 3.5" Display Front Panel
	VSP-977	VESDA-E VEA Filter (Pack of 10)
	VSP-978	VESDA-E VEA Sample Point Head Removal Key
	VSP-979	VESDA-E VEA Microbore Tube Cutter
	VSP-980-ST	VESDA-E VEA Stainless Steel Sample Point
	VSP-1007	VESDA-E VEA VSP-980-ST Sample Point Installation Tool (Pack of 5)
	VSP-1008	VESDA-E VEA VSP-980-ST Sample Point Duct Kit

Product Image	Ordering Code	Description
	VSP-980-W	VESDA-E VEA 6mm Standard Sampling Point
	VSP-980-W22	VESDA-E VEA 6mm Standard Sampling Point (Pack of 22)
	VSP-981-W	VESDA-E VEA 4mm Standard Sampling Point
	VSP-981-W22	VESDA-E VEA 4mm Standard Sampling Point (pack of 22)
	VSP-980-B	VESDA-E VEA 6mm Black Sampling Point
	VSP-980-B22	VESDA-E VEA 6mm Black Sampling Point (pack of 22)
	VSP-981-B	VESDA-E VEA 4mm Black Sampling Point
	VSP-981-B22	VESDA-E VEA 4mm Black Sampling Point (pack of 22)
	VSP-982-W	VESDA-E VEA 6mm Surface Mount Sampling Point
	VSP-982-W22	VESDA-E VEA 6mm Surface Mount Sampling Point (pack of 22)
	VSP-983-W	VESDA-E VEA 4mm Surface Mount Sampling Point
	VSP-983-W22	VESDA-E VEA 4mm Surface Mount Sampling Point (pack of 22)
	VSP-982-B	VESDA-E VEA 6mm Surface Mount Black Sampling Point
	VSP-982-B22	VESDA-E VEA 6mm Surface Mount Black Sampling Point (pack of 22)
	VSP-983-B	VESDA-E VEA 4mm Surface Mount Black Sampling Point
	VSP-983-B22	VESDA-E VEA 4mm Surface Mount Black Sampling Point (pack of 22)
	VSP-990-330	VESDA-E VEA 6mm Microbore Tube UL-compliant Plenum-rated (330ft)
	VSP-991	VESDA-E VEA 4mm Microbore Tube UL-compliant Plenum-rated (500ft)
	VSP-998	VESDA-E VEA 6mm Blanking Plug (pack of 50)
	VSP-1000	VESDA-E VEA 6mm to 4mm Reducer (pack of 10)
	VSP-1001	VESDA-E VEA 6mm to 6mm Straight Union (pack of 10)
	VSP-1002	VESDA-E VEA 4mm to 4mm Straight Union (pack of 10)
	VSP-1003	VESDA-E VEA 6mm to 6mm Right Angle Joiner (pack of 10)
	VSP-1004	VESDA-E VEA 4mm to 4mm Right Angle Joiner (pack of 10)

Product Image	Ordering Code	Description
	VSP-1005	VESDA-E VEA 4mm to 6mm SPL PT Tube Converter
	VSP-1006	VESDA-E VEA Volumetric Chamber

VESDA-E VEU/VEP/VES Accessories

Product Image	Ordering Code	Description
	VSP-955	VESDA-E VES Scanner Manifold
	VSP-955-04 *	
	VSP-956	VESDA-E VEP/VEU Flow Sensor Manifold
	VSP-956-04 *	
	VSP-960	VESDA-E Mounting bracket
	VSP-961	VESDA-E Exhaust Adaptor US
	VSP-962	VESDA-E VEU/VEP/VES Filter (single cartridge)
	VSP-962-20	VESDA-E VEU/VEP/VES Filter (pack of 20 cartridges)
	VSP-963	VESDA-E Aspirator
	VSP-964-03	VESDA-E Smoke Detection Chamber - MK3
	VSP-964-04 *	VESDA-E Smoke Detection Chamber - MK4
	VSP-965	VESDA-E Sampling Module
	VSP-966	VESDA-E VEU-A00 Front Cover - Aluminum - LEDs
	VSP-967	VESDA-E VEU-A10 Front Cover - Aluminum - LCD - 3.5" Display
	VSP-967-04 *	

Product Image	Ordering Code	Description
	VSP-968	VESDA-E VEP-A00-P/ VEP-A00-1P/ VES-A00-P Front Cover - Plastic - LEDs
	VSP-969	VESDA-E VEP-A10-P Front Cover - Plastic - LCD - 3.5" Display
	VSP-969-04 *	
	VSP-969-S	VESDA-E VES-A10-P Front Cover - Plastic - LCD - 3.5" Display
	VSP-969-04-S *	

* New spare parts for GA4 only

VESDA-E Remote Accessories





The VESDA-E Remote Accessories are the next generation of ancillary devices designed to complement VESDA-E ASDs and provide primary reporting and remote monitoring of new and existing VESDA systems over VESDAnet. These remote modules are commonly used in large and restricted access areas to allow remote monitoring with added convenience and ease.

The remote modules consist of the following configurations:


- 3.5" Display with or without relays
- 7 or 12 Relays without Display
- VESDAnet, Ethernet and USB Connection

The remote modules are designed to be assembled, on site, onto a 19" subrack which accommodates up to 4 remote modules. The highly flexible subrack configuration is enabled by a modular ordering system for expedient out-of-box installation in the field.

Product Image	Ordering Code	Description
Remote Modules		
	VER-A10-0	Remote Module Display No Relays
	VER-A10-7	Remote Module Display (7 Relays)
	VER-A10-12	Remote Module Display (12 Relays)
	VER-A30	Remote Module VESDAnet/Ethernet/USB
	VER-A40-7	Remote Module (7 Relays) only
	VER-A40-12	Remote Module (12 Relays) only
Subrack Modules		

Product Image	Ordering Code	Description
	VEK-A10-0	Subrack Kit Display No Relays
	VEK-A10-7	Subrack Kit Display (7 Relays)
	VEK-A10-12	Subrack Kit Display (12 Relays)
	VEK-A30	Subrack Kit VESDAnet/Ethernet/USB
	VEK-A40-7	Subrack Kit (7 Relays)
	VEK-A40-12	Subrack Kit (12 Relays)
	VEK-0000	Subrack 19"
	VEK-0	Subrack Kit Blank Plate

Detector Enclosures


Product Name and Image	Ordering Code	Description
 Detector Enclosure	020-050-E	This IP66 enclosure is built to accommodate either a VESDA-E VEU, VESDA-E VEP, VESDA-E VES or VESDA VLF detector. The enclosure has a hinged door for easy access for installation and maintenance which includes a glass window to view the onboard display. It includes predrilled holes for inlet and exhaust ports and cable entries so that installation of a detector is a simple process requiring minimum tools. Moreover the enclosure is supplied with pipe fitting to ensure that the IP66 integrity of the enclosure is maintained.

VESDA-E Demo Kits

Ordering Code	Description
VKT-855	VESDA-E VES Demo Kit

Power Supplies

VESDA-E VEA Power Supply

	VPS-VEA-115UL	VPS-VEA-230UL
		
Nominal AC Supply Voltage	120VAC/2.0A/60Hz	230VAC/1.0A/50Hz
Output Current	27VDC/2.8A Continuous 27VDC/5A Alarm	
Dimensions (H x W x D)	438 mm x 330 mm x 142 mm (17.25 in. x 13 in. x 5.6 in.)	
Weight	5.9Kg (13lbs) without batteries	

VESDA ASD



The World's leading ASD Brand

VESDA very early warning smoke detection solutions provide the earliest possible warning of an impending fire hazard. VESDA buys time to investigate an alarm and initiate an appropriate response to prevent injury, property damage or business disruption. And because VESDA has the industry's widest sensitivity range and multi-level warnings, even minute levels of smoke can be detected before a fire has time to escalate. As the leading ASD brand specified by fire professionals around the world, VESDA is synonymous with reliable, high performance fire detection.

How VESDA Works

VESDA works by continuously drawing air into a distributed pipe network via a high-efficiency aspirator. The air sample then passes through a dual-stage filter. The first stage removes dust and dirt from the air sample before it enters the laser detection chamber. The second, ultra-fine stage provides an additional clean-air supply to keep the detector's optical surfaces free from contamination, ensuring stable calibration and long detector life as well as minimizing nuisance alarms.

From the filter, the air sample goes through the calibrated detection chamber where it is exposed to a laser light source. When smoke is present, light is scattered within the detection chamber and is instantly identified by the highly sensitive receiver system. The signal is then processed and presented via a bar-graph display, alarm threshold indicators and/or graphic display. VESDA detectors are able to communicate this information to a fire alarm control panel, a software management system, or a building management system via relays or a High Level Interface (HLI).

Applications

- IT and Communications
- Highrise and Residential
- Manufacturing
- Airport
- Railway
- Car Parks (underground)
- Logistics/ Warehouse
- Logistics/ Cold Storage
- Correctional Facilities
- Cultural and Heritage
- Power Generation
- Control/Switch Rooms
- Retail and Commercial
- Oil and Gas
- Waste Recycling
- Mining

VESDA Product List

VESDA VLF-500 (UL 268 7th Ed.)












The VESDA VLF-500-UL early warning air sampling smoke detector incorporates world leading VESDA very early warning laser based aspirated smoke detection technology. It provides localized fire risk management solutions for small, critical environments. The VLF-500-UL monitors areas up to 500 m² (5380 sq. ft.) dependant on local codes and standards. The VESDA VLF complements the existing VESDA detector range and has been designed to provide simple installation and commissioning, absolute smoke detection and reliable and consistent response to smoke events without being affected by false alarms.

Ordering Codes	Description
VLF-500-00-UL	VESDA VLF-500-00-UL. European language set, English display labels.
VLF-500-02-UL	VESDA VLF-500-02-UL. VESDA VLF-500 DET DISP ICON+ENG ASIAN UL. International display labels.
Approvals: UL 268 7 th edition, ULC, CSFM, FDA, FCC, RCM	
Dimensions: 256 x 183 x 92 mm (10 x 7 x 3 in)	
Weight: 2 kg (4.4 lbs)	
Area Coverage: 500 m ² (5,380 ft ²)	

VESDA Accessories List



Remote Mount Configuration (VRT) - Single Box

Product Image	Ordering Code	Description
	VRT-100	Programmer. Includes remote termination card with no relays.
	VRT-200	VESDA VLP with a remote termination card. Display. 7 Relays
	VRT-600	VESDA VLP with a remote termination card. Display. No Relays
	VRT-400	VESDA VLS Display with a remote termination card. 7 Relays
	VRT-700	VESDA VLS Display with a remote termination card. No Relays
	VRT-800	VESDA VLS Display with a remote termination card. 12 Relays
	VRT-W00	VESDA VLF Display with a remote termination card. No Relays
	VRT-V00	VESDA VLF Display with a remote termination card. 7 Relays
	VRT-J00 *	VESDA VLC Display with a remote termination card. 7 Relays
	VRT-K00 *	VESDA VLC Display with a remote termination card. No Relays
	VRT-T00	VESDA VLI Display with a remote termination card. No Relays
	VRT-Q00	VESDA VLI Display with a remote termination card. 7 Relays
	VRT-300	For remote connection to the VESDAnet.
	VRT-500	Includes blank plate with a remote mounting box. 7 Relays version for VLP, VLF, or VLC
	VRT-E00	Includes blank plate with a remote mounting box. 7 Relays version for VLS
	VRT-900	Includes blank plate with a remote mounting box. 12 Relays version for VLS
	VRT-S07	A remote termination card with new software supplied in a remote mounting box (VRT); it allows reporting of ANY alarm or fault condition that appears on a VESDAnet loop regardless of the initiating zone.

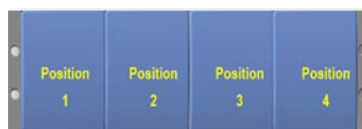
* Only available for China.

Note: All configurations include the remote mounting box, and are identifiable from a standard remote mounting box by the text on the blue cover. They can also be distinguished by the part number on the ratings label that appears on the bottom of the unit.

Detector and Subrack Enclosures

Product Name and Image	Ordering Code	Description
 <p data-bbox="264 461 427 483">Sub Rack Enclosure</p>	VRE-100	Glass door enclosure for 19" sub rack. Fits up to three racks, or two racks with VESDA Power Supply. Blank plates, the length of a subrack (19") are used for empty slots.
 <p data-bbox="264 734 427 757">Detector Enclosure</p>	020-050-E	The 020-050-E is a specific version that is built to complement the VESDA range of detectors, it accommodates either a VESDA-E VEU, VESDA-E VEP, VESDA-E VES or VESDA VLF detector.

Sub Rack Configurations (VSR)



The VESDA Sub Rack can be configured in thousands of different ways.

To configure, choose a module for each of the four positions shown below. The modules will be assembled in the configuration you specify, from left to right. Position 1 is the far left position, while Position 4 is the far right. The Sub Rack mounts on any standard 19" rack. Sub rack enclosures are also available.

Sub Rack configurations include the options for both "front" and "back" modules.

- Front module: is a display, programmer, or VESDAnet socket.
- Back modules: are remote termination cards with a variety of relay options.

To configure your Sub Rack, use the matrix that follows.

The "Empty" Sub Rack: VSR - 0000 is a 19" Sub Rack without remote modules. Once modules are added, the part number will change as appropriate. VSR - 0000 has four positions for modules. Select a module for each position from the matrix below.

Pre-configured examples:



VSR - 2100 (Code 2-1-0-0): 19" Sub Rack with 1 Standard Display with 7 - relay remote termination card in position 1 and a Programmer in position 2. Blank plates are in position 3 and 4.






VSR - 4423 (Code 4-4-2-3): 19" Sub Rack with: 2 Scanner Displays with 7 - relay remote termination cards in positions 1 and 2. A Standard Display with 7 - relay remote termination card occupies position 3 and a VESDAnet Socket is in position 4.

VSR Spare Modules

1. All programmers and displays require remote termination cards.
2. Every relay termination card requires a display or relay processor board.
3. If you are using the sub rack for remote relays only, you must have a relay processor board in each position that has a relay.

Code	Description
0	Blank plates
1	Programmer with remote termination card - no relays
2	Standard display with 7 relay remote termination card
3	VESDAnet Socket
4	Scanner display with 7 relay remote termination card
5	7 relay remote termination card and relay processor
6	Standard display with remote termination card - no relays
7	Scanner display with remote termination card - no relays
8	Scanner display with 12 relay remote termination card
9	12 relay remote termination card and relay processor
A	Programmer sharing adjacent termination card
Q	VLI display with 7 relays
T	VLI display with no relays
V	VLF display with 7 relay remote termination card
W	VLF display without relays

VESDAnet and Relay Cards




Product Name and Image	Ordering Code	Description
 <p>VESDAnet Network Interface Card</p>	VIC-010	<p>A simple interface card for the range of VESDA VLF smoke detectors.</p> <p>The VN Card provides seamless VESDAnet communication from the detector to other VESDAnet devices, including configuration and monitoring tools.</p>
 <p>VESDAnet multi-function Control Card</p>	VIC-020	<p>Provides additional 2 relays and 1 General Purpose Output (GPI).</p> <p>For VESDA VLF</p>
 <p>VESDAnet Network Interface Card with MPO</p>	VIC-030	<p>VESDA multi-function Control Card with Powered Output (MPO). Provides all the features of the VIC-020 with an additional Relay which can be programmed as a Monitored Powered Output.</p> <p>For VESDA VLF</p>

Programming Options



The PC - Link HLI connects a PC and VESDA system. Each PC - Link HLI includes two cables (It does not include a PC):

- RS232 from HLI to PC Com port
- RS485 from HLI to VESDAnet Socket




Product Image	Ordering Code	Description
	VHH-100	Hand held Programmer including Lead for temporary connection of a programmer to a network via a VESDAnet socket.
	VHX-0200	Sliding Windows RS232 Interface For Xtralis VSM4 and Xtralis VSC Software
	VHX-0300	Open Protocol Peer to Peer HLI. RS232 Interface for connection to a BMS or Fire Panel
	VHX-0310	Open Protocol Master - Slave HLI. RS232
	VHX-0320	VESDA Access HLI Standard
	VHX-0420	VESDA Modbus Type 3 HLI Standard
	VHX-1200	Wall-mounted HLI. Links VESDAnet with Xtralis VSM4 and Xtralis VSC. Includes a built-in VESDAnet port and VESDAnet socket card.
	VHX-1300	Wall-mounted Open Protocol Peer-to-Peer
	VHX-1310	Wall-mounted Open Protocol Master-Slave
	VHX-1320	VESDA Access HLI Metal Box Wall-mounted
	VHX-1420	VESDA Modbus Type 3 HLI Metal Box Wall-mounted

Spare Parts/Modules



Part Number	Description
VSP-001	Programmer Module
VSP-002	VLP Display Module
VSP-003	VESDAnet Socket kit
VSP-004	VESDA VLS Display Module
VSP-005	Filter Cartridge
VSP-007	Remote Termination Card No Relays (RTC0)
VSP-008	Remote Termination Card 7 Relays (RCT7)
VSP-018	Filter Switch
VSP-019	Filter Cover
VSP-020	VLP and VLS Screw Covers - Pack of 2
VSP-021	Metric to Imperial Pipe Adapters, Kit of 4
VSP-022	Mounting box detector
VSP-025	Filter Cartridge - Pack of 20
VSP-030	VESDA VLI Intelligent Filter Spare Part
VSP-031	VESDA VLI Secondary Foam Filter Spare Part
VSP-032	VESDA VLI Aspirator Spare Part
VSP-033	VESDA VLI Chamber Assembly Spare Part
VSP-034	VESDA VLI VESDAnet Card Spare Part
VSP-035	VESDA VLI Remote Display Module
VSP-036	VESDA VLI Ultrasonic Flow Manifold Spare
VSP-100US-PCB	Power Supply Circuit Board Only
VSP-102	Non Scanner relay processor module (DRP). Required if remote relays are used with no display
VSP-103	Scanner relay processor Module (DRP). Required if remote relays are used with no display
VSP-511	VESDAnet RS-485 15-way cable
VSP-540	Exhaust Deflector, Black, for use with VESDA VLP, VESDA VLS and VESDA VLC
VSP-715	VLF Aspirator
VSP-722	VESDA VLF-250 Aspirator Assembly (1 fan)
VSP-725	VESDA PSU Filter
VSP Exhaust	Exhaust Deflector, Grey, for use with VESDA VLF
VSP-850-G	Xtralis In-Line Filter - Grey
VSP-850-R	Xtralis In-Line Filter - Red
VSP-855-4	Xtralis In-Line Filter Elements - pack of 4
VSP-855-20	Xtralis In-Line Filter Elements - pack of 20

Power Supplies

Power Supplies - US

	VPS-100US-120	VPS-100US-220	VBC-001 *
			
Nominal AC Supply Voltage	120 VAC	230 VAC	-
Output Voltage	27.6 VDC (Nominal)		-
Load	1.5 Amps (max.)		-
Dimensions (H x W x D)	13.9 x 9 x 4.5 in.	13.9 x 9. x 4.5 in.	13.9 x 9 x 4.5 in.
Weight	10 lbs. without batteries	10 lbs. without batteries	6 lbs. without batteries

* VBC-001 is a battery cabinet that takes up to 4 batteries, 12 Vdc, 12 Amp/h.

	VPS-300US-120 *	VPS-300US-220 *
		
Nominal AC Supply Voltage	120 VAC	220 VAC
Output Current	1.5 Amps (max.)	
Load	0.5 / 1.0 amps (1 amp not EN54-4)	0.5 / 1.0 amps

* Each VPS-300US-120 or VPS-300US-220 power supply is a VPS-100US-XXX power supply plus the VBC-001 battery cabinet.

Xtralis XAS Accessories List

Ordering Code	Description
ISP-001	Filter element pack of 10 (Coarse) 20 ppi black
ISP-406	IAS/LS Cover removal tool

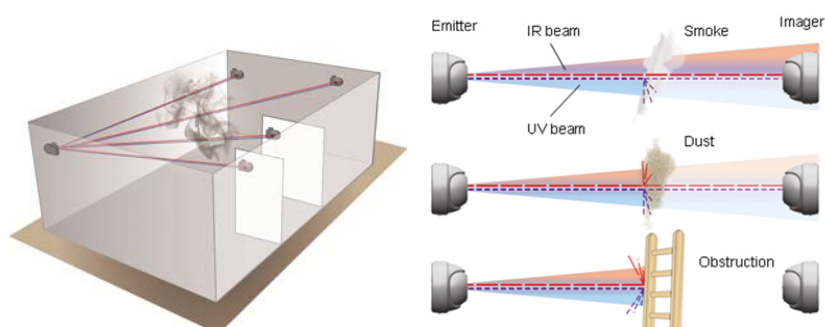
OSID Open-area Smoke Imaging Detection



OSID-DE Dual-ended smoke imaging detector

The dual-ended, OSID-DE (OSI-10 and OSI-90), combines dual frequency (IR and UV) beams with a CMOS Imager detector. OSID-DE operates in both pitch dark as well as bright sunlight. With this new award winning technology also comes; high tolerance to vibration and structural movement as well as good resistance to transient dust, fogging, steam, reflections and object intrusion. On-board log memory for diagnostic purposes completes the picture. The OSI-90 Imager (receiver) can have up to seven emitters and provides easy 3D coverage for atria, domes etc. Fast and easy installation is an extra perk.

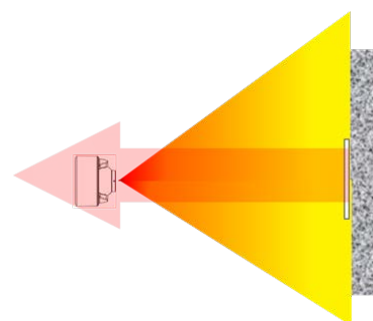
True spatial detection



OSID-R

Reflective smoke imaging detector


OSID-R is a single IR beam using also a CMOS imager for signal analysis which provides greater levels of information for better decision making than any simple and basic IR photocell receiver technology. It features good tolerance to structural movement, reflections and object intrusion.



Applications


- Shopping Malls
- Long Corridors
- Airport Terminals and Train Stations
- Heritage Buildings
- Suspended Ceilings
- Challenging Logistics
- Indoor Stadiums and Arenas
- Dirty Environments
- Hotel and Office-tower Atriums
- Churches and Cathedrals
- Exhibition and Convention Centers
- Industrial and Manufacturing Facilities

OSID Product List

OSID-DE	
	OSID-DE is a new innovation in projected beam smoke detection technology. By using advanced dual wavelength projected beams and optical imaging technology for early warning smoke detection, OSID-DE provides a low-cost, reliable and easy-to-install solution that overcomes typical beam detection issues such as false alarm incidents and alignment difficulties.
Ordering Codes	Description
OSI-10 *	Imager - 7° coverage
OSI-90	Imager - 80° coverage
OSE-SP-01	Emitter - Alkaline Battery
OSE-SPW	Emitter - Standard Power, Wired
OSE-HPW **	Emitter - High Power, Wired
Approvals: UL, ULC, FM, CSFM, FCC, FDA, CCCF, ActivFire, VdS, NF-SSI (AFNOR), BOSEC, CE - CPR and EMC, UKCA	
Dimensions: 208 x 136 x 96 mm (8.19 x 5.35 x 3.78 in.)	
Weight: Imager: 610 g., Emitter (battery powered): 1.2 kg, Emitter (wired): 535 g	

* FM evaluation is pending.


** UL evaluation is pending.

OSID-R	
	OSID-R is a new innovation in reflective beam smoke detection technology. It's using a single IR wavelength projected beam and optical imaging technology for smoke detection. OSID-R provides a low cost, reliable and easy-to-install solution that minimizes typical beam detection issues such as false alarm incidents and alignment difficulties.
Ordering Codes	Description
OSI-R	Conventional imaging smoke beam smoke detector including reflector - UL approved
OSI-RA	Conventional imaging smoke beam smoke detector including reflector - ULC approved
Approvals: UL, ULC, CSFM, FM	
Dimensions: 152.4 x 254 x 114.3 mm (6 x 10 x 4.5 in.)	
Weight: 1.12 kg (2.48 lbs)	







OSID Accessories List

OSID-DE Accessories



Product Name and Image	Ordering Code	Description
	OSID-INST	OSID Installation Kit
	OSID-EHE	Emitter environmental housing IP66
	OSID-EHI	Imager environmental housing IP66
	OSP-001	FTDI Cable 1.5m
	OSP-002	Laser Alignment tool
	OSID-WG	Wire Guard for Imager and Emitter
	OSE-RBA	Spare alkaline battery pack for Emitter units
	OSE-ACF	Anti-condensation film for Emitters
	OSEH-ACF	Anti-condensation film for OSID-EHE and OSID-EHI environmental housings
	OSP-003	Acrylic test filter - 10 pack
	OSP-003-200	Acrylic test filter - bulk pack 200 units
	RTS151 KEY	Imager Reset Station Flush Mount

Product Name and Image	Ordering Code	Description
	RTS151 KIT	Imager Reset Station Surface Mount

OSID-R Accessories

Product Name and Image	Ordering Code	Description
	OSP-002	Laser Alignment tool
	OSP-004	Test filter - 10 pack
	RTS151 KEY	Test and reset station for flush mount
	RTS151 KIT	Test and reset station for surface mount
	BEAMHKR	Heater kit for the reflector
	6500-MMK	Multi-mount accessory for ceiling or wall mounting with additional mounting adjustment
	OSI-RWG	Wire guard for OSID-R range detectors

OSID-DE Software

Software	Description
 <p data-bbox="225 436 504 465">OSID-DE Diagnostic Tool</p>	<p data-bbox="544 257 1433 405">OSID-DE Diagnostic Tool is an industry first and unique to the beam market used to retrieve events and data stored in the Imager. It provides a wealth of information surrounding an alarm, fault or any significant change. Data can be analysed and plotted revealing; IR/UV attenuation, beam positioning, temperature, reference signals, contamination, etc.</p> <p data-bbox="544 421 1318 477">Ordering Info: OSID-DE Diagnostic Tool is available for download from www.xtralis.com.</p>
 <p data-bbox="209 669 520 698">OSID-DE Selection Assistant</p>	<p data-bbox="544 528 1414 618">OSID-DE Selection Assistant. Excel based calculation tool to find the best suited OSID-DE solution for a given area. Also compares OSID-DE the solution to any third party beam, including labor and wiring.</p> <p data-bbox="544 633 1201 663">Ordering Info: Available for download from www.xtralis.com.</p>

Aspirating Smoke Detection Combined with Gas Monitoring



ASD with Gas Detection and Environmental Monitoring

As the world's leading manufacturer of ASD solutions, Xtralis has introduced the VESDA Sensepoint XCL gas detector that connects to Xtralis ASD systems to deliver superior gas detection via multiple hole (multi-point) sampling.

VESDA Sensepoint XCL:

- Leverages existing VESDA ASD pipe networks to cost effectively detect both smoke and gas in addition to providing environmental monitoring
- Provides detection for multiple gases through simple expansion without major construction or retrofitting
- Suitable for harsh environments
- Provides non-intrusive detection for aesthetics or to prevent vandalism
- Easily integrates with Fire Alarm Control Panel (FACP)/ PLCs/ HVAC/ BMS
- VSC and VSM4 integration for remote access to detectors (Modbus version) operating status

How VESDA Sensepoint XCL - Large Bore Works

VESDA Sensepoint XCL – Large Bore is designed to be incorporated to existing or new ASD pipe networks without major construction or electrical cabling / conduit and utilizes the flow in the pipe for the continuous delivery of air samples to the gas sensor for analysis. It is capable of remote sampling which means the detector can be placed outside the detection zone at a convenient location saving time and money for routine maintenance & service. Air drawn to the detector can be conditioned to remove contaminants which ensures detector maintains reliable long-term performance in a wide range of environments.

A single VESDA Sensepoint XCL – Large Bore detector delivers multi-point gas sampling capability giving it the advantage of providing greater coverage area, increased design flexibility and reliable detection in high airflow areas when compared to fixed point gas detectors.

How VESDA Sensepoint XCL - Micro Bore ASD System Works

VESDA Sensepoint XCL detector can be added to existing or new VESDA-E VEA tube network installations to actively monitor for gas leakages and build-ups. It integrates with other building systems, including fire alarm control panels, PLCs, HVAC and building management systems, and provides real-time situational awareness for intelligent emergency response. VESDA Sensepoint XCL – Micro Bore ASD System provides significant installation and routine maintenance cost savings by providing easy access to diagnostic information for servicing. Sensor cartridges are easily replaced in the field through simple steps.

Applications

- Battery rooms for the detection of hydrogen
- Boiler rooms for the detection of natural gas or LPG
- Control centers in refineries for detection of methane or hydrogen sulfide ingress
- Road tunnels for the detection of carbon monoxide and nitrogen dioxide
- Building utility rooms for the detection of natural gas or LPG
- Elevator shafts for the detection of methane or carbon monoxide
- Warehouse roof spaces for the detection of natural gas from space heaters
- Laboratories for the detection of various flammable and toxic gases
- Enclosed vehicle parking/loading docks for the detection of carbon monoxide and nitrogen dioxide
- Indoor air quality monitoring
- Beverage distilleries
- Detection of various combustible gases in fuel storage areas
- Monitoring of oxygen levels and detection of toxic gases in confined spaces
- Food & beverage for the detection of alcohols and carbon dioxide
- Detection of refrigerant leakage in refrigerated systems
- Greenhouses for the monitoring and control of carbon dioxide levels
- Bus and Train Locomotive Depots
- Universities and schools
- Commercial premises
- Hotels, Hospitals, Residential

How VESDA Sensepoint 301C Gas Controller and VESDA Sensepoint 301R Relay Module X8 Works

The VESDA Sensepoint 301C Gas Controller enables centralised configuration and monitoring of VESDA Sensepoint XCL – Large & Micro Bore (Modbus) gas detectors.

The controller connects up to 96 VESDA Sensepoint XCL (Modbus version) detectors and provides 4 programmable relays (alarms, faults) for installations requiring additional relay outputs – additional 16 relay outputs can be provided through the VESDA Sensepoint 301R X8 Relay Module.

VESDA Sensepoint XCL Products List

VESDA Sensepoint XCL- Micro Bore ASD System



Xtralis the manufacturer of the market leading VESDA ASD technology has developed with its sister company Honeywell Analytics a new concept of aspirated gas detectors. When used with the VESDA-E VEA; VESDA Sensepoint XCL provides early warning of the presence of gases for occupant protection and system monitoring whilst at the same time ensuring protection against fire threats. Through its embedded Bluetooth interface, VESDA Sensepoint XCL detector enables customers to pair the gas detector with their smart device applications to perform installation, commissioning and maintenance. This ensures a faster VESDA Sensepoint XCL installation, rapid configuration, simplicity to operate, and simplified maintenance.

Ordering Codes	Description
XCL-VEA-CO-RA	VESDA Sensepoint XCL CO 300ppm 4-20mA Relay for VEA
XCL-VEA-CO-RM	VESDA Sensepoint XCL CO 300ppm Modbus Relay for VEA
XCL-VEA-CH4-RA	VESDA Sensepoint XCL CH ₄ 0-100% LEL 4-20mA Relay for VEA
XCL-VEA-CH4-RM	VESDA Sensepoint XCL CH ₄ 0-100% LEL Modbus Relay for VEA
XCL-VEA-H2-RA	VESDA Sensepoint XCL H ₂ 1000ppm 4-20mA Relay for VEA
XCL-VEA-H2-RM	VESDA Sensepoint XCL H ₂ 1000ppm Modbus Relay for VEA
XCL-VEA-CO2VV-RA	VESDA Sensepoint XCL CO ₂ 5% v/v 4-20mA Relay for VEA
XCL-VEA-CO2VV-RM	VESDA Sensepoint XCL CO ₂ 5% v/v Modbus Relay for VEA
XCL-VEA-CO2PP-RA	VESDA Sensepoint XCL CO ₂ 5000ppm 4-20mA Relay for VEA
XCL-VEA-CO2PP-RM	VESDA Sensepoint XCL CO ₂ 5000ppm Modbus Relay for VEA
XCL-VEA-CO-RA-5	5 x VESDA Sensepoint XCL CO 300ppm 4-20mA Relay for VEA
XCL-VEA-CH4-RA-5	5 x VESDA Sensepoint XCL CH ₄ 0-100% LEL 4-20mA Relay for VEA
XCL-VEA-H2-RA-5	5 x VESDA Sensepoint XCL H ₂ 1000ppm 4-20mA Relay for VEA

Approvals:

Electrical Safety

- Conforms to EN/UL/IEC61010-1
- Certified to CSA-C22.2 No. 61010- 1-12

• CE - EMC

- EN 50270

• RADIO

- RED, FCC, BT SIG

• OTHERS

- UL2075 (CO and CH₄), AS 1668.2

Dimensions: 113 x 113 x 59 mm (4.4 x 4.4 x 2.3 in)

Weight: 500 g (1.1 lb)

Spare Parts

Part Number	Description
XCL-FILTER	VESDA Sensepoint XCL Replacement Filter - Pack of 10
XCL-VEA-CAL	VESDA Sensepoint XCL Calibration/Flow Cap for VEA
XCL-M20-CG	VESDA Sensepoint XCL Cable Glands - Pack of 10
XCL-VEA-TUB	VESDA Sensepoint XCL Tubing Interface for VEA
XCL-COVER	VESDA Sensepoint XCL Sensor Cover with Gasket
XCL-XRL-SC-CO	VESDA Sensepoint XCL/XRL Replacement Sensor - CO 300ppm

Part Number	Description
XCL-SC-CH4	VESDA Sensepoint XCL Replacement Sensor – CH ₄ 0-100% LEL
XCL-XRL-SC-H2	VESDA Sensepoint XCL/XRL Replacement Sensor – H ₂ 1000ppm
XCL-SC-CO2VV	VESDA Sensepoint XCL Replacement Sensor - CO ₂ 5% v/v
XCL-SC-CO2PP	VESDA Sensepoint XCL Replacement Sensor - CO ₂ 5000ppm

VESDA Sensepoint XCL- Large Bore



VESDA Sensepoint XCL – Large Bore is a gas detection solution that utilizes the ASD pipe network to deliver superior gas detection via multiple hole (multi-point) sampling. The combined solution provides reliable detection of gases for occupant protection and process monitoring whilst simultaneously ensuring protection against fire threats.

The VESDA Sensepoint XCL – Large Bore portfolio has a range of gas sensors that addresses a wide range of applications and through its Bluetooth interface can be paired with a smart device for commissioning and maintenance. The smart device application (Sensepoint App) provides quick access to detector diagnostic information and simplifies detector configuration, calibration and bump testing.

Ordering Codes	Description
XCL-LB-CH4-RA	Flammable (CAT) 20-100% LEL 4-20mA Relay
XCL-LB-CH4-RM	Flammable (CAT) 20-100% LEL Modbus Relay
XCL-LB-O2-RA	Oxygen 25.0% v/v (Fixed) 4-20mA Relay
XCL-LB-O2-RM	Oxygen 25.0% v/v (Fixed) Modbus Relay
XCL-LB-CO-RA	Carbon Monoxide 50 to 1000 ppm 4-20mA Relay
XCL-LB-CO-RM	Carbon Monoxide 50 to 1000 ppm Modbus Relay
XCL-LB-H2-RA	Hydrogen 1000ppm (Fixed) 4-20mA Relay
XCL-LB-H2-RM	Hydrogen 1000ppm (Fixed) Modbus Relay
XCL-LB-H2S-RA	Hydrogen Sulphide 10 to 50 ppm 4-20mA Relay
XCL-LB-H2S-RM	Hydrogen Sulphide 10 to 50 ppm Modbus Relay
XCL-LB-NO2-RA	Nitrogen Dioxide 5 to 50 ppm 4-20mA Relay
XCL-LB-NO2-RM	Nitrogen Dioxide 5 to 50 ppm Modbus Relay
XCL-LB-NH3-RA	Ammonia 50 to 200 ppm 4-20mA Relay
XCL-LB-NH3-RM	Ammonia 50 to 200 ppm Modbus Relay
XCL-LB-CO2PP-RA	Carbon Dioxide 1000 to 5000 ppm 4-20mA Relay
XCL-LB-CO2PP-RM	Carbon Dioxide 1000 to 5000 ppm Modbus Relay
XCL-LB-CO2VV-RA	Carbon Dioxide 1.0 to 5.0% v/v 4-20mA Relay
XCL-LB-CO2VV-RM	Carbon Dioxide 1.0 to 5.0% v/v Modbus Relay

Approvals:

Electrical Safety

- Conforms to EN/UL/IEC61010-1
- Certified to CSA-C22.2 No. 61010- 1-12

• CE - EMC

- EN 50270

• RADIO

- RED, FCC, BT SIG

• OTHERS

- UL2075 (CO and CH₄), AS 1668.2

Dimensions: 113 x 113 x 59 mm (4.4 x 4.4 x 2.3 in)

Weight: 500 g (1.1 lb)

Spare Parts

Part Number	Description
XCL-LB-CAP	Flow Cap
XCL-LB-ELB	60° Elbows – pack of 4
XCL-M20-CG	Cable Glands – pack of 10
XCL-LB-FLT-1	Filter CAT, NH ₃ , CO ₂ – pack of 10
XCL-LB-FLT-2	Filter CO, O ₂ , H ₂ S, NO ₂ , H ₂ – pack of 10
XCL-LB-COV-1	Sensor Cover CAT, NH ₃ , CO ₂
XCL-LB-COV-2	Sensor Cover CO, O ₂ , H ₂ S, NO ₂ , H ₂
XCL-SC-O2	Replacement Sensor - O ₂ 25% v/v
XCL-SC-NH3	Replacement Sensor - NH ₃ 50-200 ppm
XCL-SC-NO2	Replacement Sensor - NO ₂ 5-50 ppm
XCL-SC-H2S	Replacement Sensor - H ₂ S 10-50 ppm
XCL-XRL-SC-H2	Replacement Sensor - H ₂ 1000 ppm
XCL-XRL-SC-CO	Replacement Sensor - CO 50-1000 ppm
XCL-SC-CO2VV	Replacement Sensor - CO ₂ 1.0-5.0% v/v
XCL-SC-CO2PP	Replacement Sensor - CO ₂ 1000-5000 ppm
XCL-SC-CH4	Replacement Sensor - CH ₄ 20-100% LEL

VESDA Sensepoint Gas Controller and Relay Module Products List

VESDA Sensepoint 301C Gas Controller



The VESDA Sensepoint 301C Gas Controller enables centralised configuration and continuous monitoring of VESDA Sensepoint XCL – Large & Micro Bore (Modbus) gas detectors.

The controller uses an addressable RS-485 communication protocol, (daisy chain wiring) that connects up to 96 VESDA Sensepoint XCL (Modbus version) detectors, it provides 4 programmable relays (alarms, faults) for VESDA Sensepoint XCL gas detector installations requiring additional relay outputs – additional 16 relay outputs can be provided through the (optional) VESDA Sensepoint 301R Relay Module x8.

The controller offers automatic sensor identification and unique zoning capabilities permitting the grouping of multiple VESDA Sensepoint XCL detectors gas readings giving the flexibility to match the needs of different installations.

Ordering Codes

Description

XCL-301C-CTR

VESDA Sensepoint 301C Gas Controller

Approvals:

- ANSI/UL 61010-1
- CAN/CSA C22.2 No. 61010-1.
- IEC 61010-1:2010
- ETL 116662
- California Title 24, Part 6, and associated administrative regulations In Part 1

Dimensions: 280 x 203 x 70 mm (11 x 8 x 2.8 in)

Weight: 1.1 kg (2.4 lbs)

VESDA Sensepoint 301R Relay Module



The VESDA Sensepoint 301R Relay Module X8 connects to the daisy chain network installation (RS-485) and acts as an output to the VESDA Sensepoint 301C Gas Controller.

It provides an extra 8 relays at programmable alarm levels.

Ordering Codes

Description

XCL-301R-RMD

VESDA Sensepoint 301R Relay Module X8

Approvals:

- UL STD. 1244
- AN/CSA C22.2 No 205

Dimensions: 244 x203x 57 mm (9.5 x.8 x2.5 in)

Weight: 1.09 k g (2.4 lb)

Xtralis Li-ion Tamer GEN 3 Lithium Ion Off-Gas Detection System



The Li-ion Tamer GEN 3 is a device that detects the venting of battery electrolyte solvent vapours (off-gassing phase) that occurs early in the failure mode of lithium-ion batteries (LIB). The early detection of this event allows proper mitigation steps to be taken to avoid a catastrophic thermal runaway failure.


The Li-ion Tamer GEN 3 system is designed to be easy to install and configure, consisting of several components: (i) sensors, (ii) hub, (iii) power switch, (iv) network switch, (v) controller.

- Each sensing node comprises an off-gas sensor with advanced algorithms making it acutely sensitive to detecting battery electrolyte vapours (off-gassing compounds), does not require calibration, is compatible with all LIB form factors and chemistries, and has a lifetime comparable to a typical LIB system. The sensing node also includes temperature and humidity sensors for environmental monitoring.
- Sensing nodes are networked by the hubs and switches to the controller, which is the central point for managing and monitoring the entire system. The controller has relays and Modbus TCP/IP outputs that connect to the BMS or other control systems.

Applications

- Stationary Battery Energy Storage
 - Containerized / modular systems
 - Built environment systems
- Data Centers
 - Battery UPS
- Manufacturing - Gigafactories
 - Assembly lines
 - Battery formation process
 - Cell aging and EOL testing
 - Module or pack assembly
- Automotive
 - Charging bays (external to car parks)
 - Vehicle test facilities
- Laboratory Safety
 - Environmental chambers
 - Battery abuse testing
- Shipping and Storage
 - Post-manufacturing storage
 - Battery-powered equipment

Xtralis Li-ion Tamer Product List

Li-ion Tamer GEN 3		
	<p>The Li-ion Tamer GEN 3 system is a safety product that has been developed for the protection of lithium-ion batteries. The key to Li-ion Tamer's GEN 3 value proposition is the earliest warning of battery failures by monitoring for single cell off-gas events and the scalable deployment of gas sensors for cost effective protection of battery installations. Additionally, temperature and relative humidity measurements provide environmental sensing at every sensing node.</p>	
Ordering Codes	Item	Description
LT-SEN-M3	Monitoring Sensor, Gen 3	Mounted on/near Li-ion battery rack to detect off-gas from cells
LT-SEN-R3	Reference Sensor, Gen 3	Mounted around the ESS
LT-ACC-HUB-PWR	Hub, Direct Power, Gen 3	Originates daisy-chain connection with sensors, powered directly with 12 VDC terminal block, includes terminator
LT-ACC-HUB-POE	Hub, PoE, Gen 3	Originates daisy-chain connection with sensors, powered via PoE, includes terminators
LT-ACC-HUB-MKT	Hub DIN-Rail Mount Kit	DIN rail mounting kit for the hubs
LT-CTR-SML	Controller, Gen 3	Controller that aggregates up to 100 sensor signals and generates integrate-able outputs.
LT-CTR-SML-DMK	Controller DIN-Mount Kit	DIN rail mounting kit for controller
LT-ACC-POE-4, -24	Ethernet Switch, PoE, 4 and 24 Ports	PoE Ethernet switch for powering and transmitting signals from the Hub, PoE
LT-ACC-POE-24-ADR	PoE Switch 24 port, IEC Power Adapter	IEC plug to screw terminal adapter for the Ethernet Switch, PoE, 24 port
LT-ACC-ETS-5, -8, -16	Ethernet Switch, 5, 8, and 16 Ports	Ethernet switch for transmitting TCP/IP signals between system components
LT-ACC-ERO-16	Ethernet Relay Module, 16 Ports	Ethernet relay module with 16 SPDT Form C Relay terminals
LT-ACC-ERO-MKT	Relay Output DIN-Rail Mount Kit	DIN rail mounting kit for the relay module
LT-ACC-PWR-12, -48	Power Supply, 12VDC and 48VDC	Power supply for system with 12VDC and 48VDC options
LT-ACC-SAK	Spare Kit - 4xTerminator 1xScrew Terminal Adapter	Spare Kit – 4x terminators 1x barrel plug to screw terminal adapter
LT-ACC-NCL-3, -5, -10, -25, -50, -100	3, 5, 10, 25, 50, 100 ft (~1, 1.5, 3, 7.6, 15, 30 m) Network Cable	Shielded RJ45 connector cable used to connect sensors, hubs, ethernet switches, and controllers
LT-ACC-TST	DEC Bump Test Bottle	A plastic bottle with a small amount of DEC for use during bump testing of sensors
LT-DKT	Demo Kit, Gen 3	Case comprising representative system components
<p>Approvals:</p> <ul style="list-style-type: none"> • ETL listed to UL 61010 and CSA 22.2 NO. 61010 for product safety • EN 61326-1:2013 for EU Directive (2014/30/EU) • RoHS 3 EU 2015/863, WEEE, and REACH compliant • UKCA • FCC 		
<p>Controller's Dimensions: 115mm x 82mm x 34mm</p>		

Li-ion Tamer Sensor MOS



The Li-ion Tamer Sensor MOS is a device that detects the initial venting of battery electrolyte solvent vapours (off-gassing phase) that occurs early in the failure mode of lithium-ion batteries. The early detection of such events allows proper mitigation steps to be taken to avoid a catastrophic thermal runaway failure. It is also capable of detecting hydrogen gas, which is generated during thermal runaway of lithium-ion batteries. The detection of hydrogen allows proper management of flammable gas accumulation to avoid explosive conditions.

Ordering Codes	Description
LT-SEN-MOS	Li-ion Tamer Sensor MOS
LT-SEN-M *	Li-ion Tamer Gen 2+ Sensor
LT-SEN-IM-UL	Li-ion Tamer Interface Module UL

Approvals - Off-Gas Sensor:

- UL 2075 Recognized Component (Hydrogen gas provisional certified)
- ETL listed to UL 61010 and CSA 22.2 NO. 61010 for product safety
- EMC according to EN 61326 for EU Directive (2014/30/EU)
- RoHS 3 Compliance (EU 2015/863)
- UKCA
- CE
- FCC


Approvals - Interface Module:

- Certification of fire alarm system module UL864 10th
- Safety UL61010-1
- RoHS EN50581-2002
- EMI EN55011-2010
- EMC EN61326-1-2021

Interface Module's Dimensions: 140mm (L) x 85mm (W) x 34mm (H)

* Li-ion Tamer GEN 2+ continued SKU.

Xtralis Li-ion Tamer Software

Software	Description
 <p>Li-ion Tamer Interface Module Config Software</p>	<p>Setup and commissioning of the Li-ion Tamer Sensor MOS is done by the Interface Module configuration tool "Li-ion Tamer Interface Module Config Software". With the configuration tool, the user can read the current status of the Li-ion Tamer Sensor MOS Firmware version, Modbus address and Alarm relay configuration. The user also has the option to change the address of the Interface Module in a network, and change the configuration of the Alarm relay from its default settings.</p> <p>This Config Software is available for download from www.xtralis.com.</p>

Xtralis VIS-IR Failsafe Bi-Spectral Thermography Detector



The Failsafe Thermography Detector (FTD) is a bi-spectral (IR & Visual) smart edge device that has been specifically designed for early warning heat-detection. It can directly communicate with FACP for Pre-Alarm, Alarm and Fault conditions. The thermography detectors provide fire detection solutions where traditional smoke/fire detectors cannot cope with high smoke and dust conditions as part of normal operating conditions. Their applications target the critical infrastructures and challenging environments such as: waste recycling, tunnels, machine and process supervision, power stations, etc.

Applications

- Waste management and recycling sites
- Food and drink processing plants
- Industrial sites
- Transportation and other tunnels

Xtralis VIS-IR Products List

Xtralis VIS-IR Failsafe Bi-Spectral Thermography Detector



Xtralis VIS-IR is a Failsafe bi-spectral standalone smart edge detector that has been specifically designed for early warning heat-detection with immediate visual verification using ViSM (VIS-IR Software Management tool).

Xtralis VIS-IR communicates directly with any industry standard FACP using on-board Pre-Alarm, Alarm and Fault relays avoiding the ever-present failure risk associated with traditional smoke/fire detectors that cannot perform detection on the edge, and cannot cope with high smoke and dust conditions as part of normal operating conditions.


Ordering Codes	Description
FTD-2216-S	Failsafe Bi-Spectral Thermography Detector FOV 22°x16°, Shutter
FTD-4231-S	Failsafe Bi-Spectral Thermography Detector FOV 42°x31°, Shutter
FTD-8865-S	Failsafe Bi-Spectral Thermography Detector FOV 88°x65°, Shutter

Approvals:

- EMC EN61000-6-1 (2017)
- EMC EN61000-6-3 (2007) / A1 (2001) /AC (2012)
- EMC EN 50130-4 (2011) / A1 (2014)
- UNE-EN 62368-1:2014 + AC1:2015 + AC2:2015
- EN 62368-1:2014+AC:2015+AC:2017 +A11:2017
- IEC 62368-1:2014+COR1:2015+COR2015
- POSE000_18
- FCC Rules and Regulations CFR 47, Part 15

Weight: 1.75 kg











Xtralis VIS-IR Software


Software	Description
 <p>VIS-IR Software Management (ViSM)</p>	<p>Xtralis ViSM can be used to configure up to 8 cameras (one by one, not simultaneously) and give 8 feeds possibilities for monitoring purposes through laptop in real time. It is easy-to-use and has been designed to provide operator complete control. The software allows to set the detection ROI, different detection area settings (spot, line, polygons, etc.), pre-alarm and alarm levels, color scheme selection, logging and communication. While the detectors fully operate on their own, very useful diagnostic data can be collected from the detectors for further analysis.</p> <p>ViSM is available for download from www.xtralis.com.</p>

Pipes and Fittings

Product Image	Ordering Code	Country	Description
	VP-P-105	US	Pipe - 3/4" (105 ft. kit)
	VP-P-200	US	Pipe - 3/4" (200 ft. kit)
	VP-P-210	US	VESDA CPVC pipe. Sold in box quantities of 210 linear feet.
	VP-P-420	US	VESDA CPVC pipe. Sold in box quantities of 420 linear feet.
	VP-CUTTERS	US	CPVC Pipe Cutters. cuts up to 1 1/2" pipe
	VP-COUP	US	Coupling, 3/4", Socket to Socket CPVC Couplings
	VP-UNION	US	Socket Union, 3/4" CPVC Union
	VP-ELB-45	US	Elbow - 45°, 3/4", Socket to Socket, 45°, CPVC Elbow
	VP-EC	US	End Cap, 3/4" CPVC
	VP-TEE	US	3/4" CPVC Pipe Tees
	VP-CLIP-US	US	3/4" pipe support clamp
	VP-CEMENT	US	Solvent Cement
	VP-BV	US	Ball Valve, 10 per box
	E700-SP	US, ANZ	Sampling point for Capillary tube end

Product Image	Ordering Code	Country	Description
	PIP-015		Flush Sample Point Head only (for 10 mm OD tube), Pack of 10
	VP-TEE-FPT	US	Tee, 3/4" x 1/2" FPY (pack of 10)
	VP-ELB-90	US	3/4", Socket to Socket, 90°, CPVC Elbow
	128-014-XTR		VESDA Sampling Point Label, 100 Pack
	128-015		VESDA Pipe Labels without Hole for Sampling (100 per Roll)
	VSP-860-US	US	Refrigerated Storage Sampling Kit - US * Please ensure PIP-008 (T-Piece) is also used.
	VSP-870-US	US	In-line Flow Restrictor Assembly - US <i>Compatible with VSP-610-US.</i>
	VSP-871		Flow Restrictor Disc (pack of 10) <i>Compatible with VSP-610-US.</i>
	VSP-877		Flush Mount Sampling Point
	VSP-877-B		Flush Mount Sampling Point (Black)
	VSP-877-G		Flush Mount Sampling Point (Grey)
	VSP-878		Push-in Connect Adaptor Kit for 1/2" capillary tubing
	VSP-COT-KIT	US	Clean Out Tee Kits



Product Image	Ordering Code	Country	Description
	E700-TUBE	US	Polyethylene tubing, black. 1/2" OD x 3/8" ID, FPE rated
	TUBING-250	US	Polyethylene tubing, black. 1/2" OD x 3/8" ID, FPE rated
	VT-Tube-500	US	1/4" UL Listed Flame Retardant microbore tubing for use with VFT-15 detector (500 ft)
	VT-Tube-1000	US	1/4" UL Listed Flame Retardant microbore tubing for use with VFT-15 detector (1000 ft)
	E700-CAP KIT	US	Plastic connector kit for miniature sampling point and capillary tube arrangement. Includes (1) Male connector, (1/2" thread x 1/2" OD Compression) and (1) Female Connector, (1/2" OD Compression)
	CAP-KIT	US	Brass connector kit for miniature sampling point and capillary tube arrangement. Includes (1) Male connector, (1/2" thread x 1/2" OD Compression) and (1) Female Connector, (1/2" OD Compression)
	E700-SP-DCL		Sampling Point Decal, Wrap Around Style (200 per Roll). Place center area over sampling point and wrap decal around diameter of pipe.
	E700-SPLR-DCL		VESDA sampling point wrap around labels (200 per roll)
	E700-SPLR		Miniature sampling point label, round style, red
	E700-SPLG		Miniature sampling point label, round style, grey
	E700-SP-DCL-PNT		Round style point labels, white
	E700-SP-DCL-PIPE		Sampling pipe labels. Sold in roll quantity of 35.
	VSP-610-US	US	Tamper Proof Sampling Point, 1" / 25 mm rigid of flexible conduit. Imperial measurements
	VSP-620-01		Tamper Proof Sampling Point, 6 mm capillary
	VSP-620-02		Tamper Proof Sampling Point, 8 mm capillary
	VSP-620-03		Tamper Proof Sampling Point, 10 mm capillary
	VSP-990		VESDA-E VEA 6mm Microbore Tube – 1000 ft, UL compliant Plenum Rated
	VSP-991		VESDA-E VEA 4mm Microbore Tube – 500 ft, UL compliant Plenum Rated

Product Image	Ordering Code	Country	Description
	02-3000-06		Stainless Steel Sampling Point (6 mm)
	02-3000-08		Stainless Steel Sampling Point (8 mm)



Test and Commissioning Tools

Xtralis Test Transformer VTT-10000 is a tool used to test very early warning aspirated smoke detection equipment. It is used with VESDA-E, VESDA and FFAST FLEX.


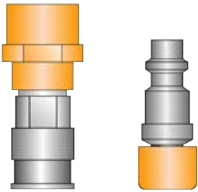
Test Transformer

Product Image	Ordering Code	Description
	VTT-10000-USA	VESDA Test Transformer (Wire Burner) Previously known as the Hot Wire Test. This power supply unit is used to test VESDA-E, VESDA equipment. A timer is incorporated to provide a selectable burn period of up to 3 minutes.
	251-001	Smoke Test Wire, 100m

Smoke Pen

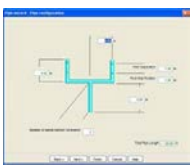
Product Image	Ordering Code	Description
	VSP-810	Smoke Pen with 6 wicks
	VSP-811	Smoke Pen Refill Pack of 6 Wicks

General Tools

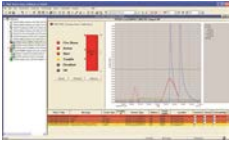
Product Image	Ordering Code	Description
	VSP-950	Test point pipe labels
	VSP-TP-KIT-US	Benchmark Test Point Kit (1 assembly, includes 1 Test Plug)

Software


ASPIRE

Software Image	Description
	<p>ASPIRE is a Windows®-based application that aids the specification and design of pipe networks for VESDA and ICAM air sampling smoke detectors. It provides the designer with tools to speed the design process and ensure optimum network performance and installation quality.</p> <p>Ordering Info: ASPIRE is available for download from www.xtralis.com.</p>
Supported Products	<p>VESDA-E</p> <ul style="list-style-type: none">• VESDA-E VEU• VESDA-E VEP• VESDA-E VES <p>VESDA</p> <ul style="list-style-type: none">• VESDA Sensepoint XCL• VESDA VLP• VESDA VLF-250• VESDA VLF-500• VESDA VLI• VESDA VLP• VESDA VLS <p>FAAST FLEX</p>

Xtralis VSC

Software Image	Description	
	<p>Xtralis VSC configures, commissions and maintains a range of Xtralis fire and gas detection systems including VESDA and ICAM smoke and gas detectors and ancillary devices. Xtralis VSC can configure a single Xtralis device or your entire Xtralis system.</p> <p>Ordering Code: VSW-100</p>	
<p>Supported Products</p>	<p>MODBUS</p> <ul style="list-style-type: none"> • VESDA Sensepoint XCL • VESDA ECO <p>VESDAlink</p> <ul style="list-style-type: none"> • VESDA VLC LP Phase 1 • VESDA VLC Ro Phase 1 • VESDA VLC Simplex Phase 2 • VESDA VLC 800-MX Phase 2 • VESDA VLC ESSER Phase 2 • VESDA VLC AP Phase 2 	<p>VESDAnet</p> <ul style="list-style-type: none"> • VESDA VLP • VESDA VLS • VESDA VLC • VESDA VLF • VESDA VLC • VESDA VLS • VESDA VLI • VESDA-E VEU • VESDA-E VEP • VESDA-E VEA • VESDA-E VES • Remote Relay • VESDA Display • System Relay Module • VLS Remote Relay • VLS Display • VESDA Programmer • VESDA Sliding Windows HLI • VESDA Stop-and-go HLI • VESDA Open protocol HLI • VESDA Sliding Windows HLI with Dial Out • Analog Output Module • VESDA ModBus HLI • VESDA Access HLI • VESDA MODBUS3 HLI <p>VESDAtalk</p> <ul style="list-style-type: none"> • VESDA VLF • VESDAnet Card • Multifunction 020 Control Card • Multifunction 030 Control Card

Xtralis VSM4

Software Image	Description																														
	<p>Xtralis VSM4 provides full and comprehensive integration of your VESDA and ICAM smoke and gas detection systems.</p> <p>Note: To correctly specify (order) the Xtralis VSM4 product, the following must be taken into consideration for each particular Xtralis VSM4 application.</p> <ol style="list-style-type: none"> 1. What are the total number of Monitoring PC's. 1 Primary PC is the minimum. 2. Are there any Text to Speech requirements 3. What are the total number of VESDAnets to be monitored 4. What are the total number of VESDA detectors on the VESDAnets to be monitored 5. What are the total number of "Direct Connect" VESDA detectors. <p>Ordering Info:Xtralis VSM4 is available for download from www.xtralis.com.</p>																														
	<table border="0"> <thead> <tr> <th data-bbox="512 645 683 674">Ordering Code</th> <th data-bbox="699 645 836 674">Description</th> </tr> </thead> <tbody> <tr> <td data-bbox="512 685 619 714">VSW-206</td> <td data-bbox="699 685 879 714">First PC License</td> </tr> <tr> <td data-bbox="512 725 619 754">VSW-216</td> <td data-bbox="699 725 986 754">Additional PC License PC</td> </tr> <tr> <td data-bbox="512 766 619 795">VSW-346</td> <td data-bbox="699 766 1043 795">VESDAnet network Connection</td> </tr> <tr> <td data-bbox="512 806 619 835">VSW-356</td> <td data-bbox="699 806 1187 835">VESDAnet Detector Connection per detector</td> </tr> <tr> <td data-bbox="512 846 619 875">VSW-366</td> <td data-bbox="699 846 1193 875">VESDAtalk / VESDAlink Detector Connection</td> </tr> <tr> <td data-bbox="512 887 671 916">VSW-427-001</td> <td data-bbox="699 887 1011 916">Connection tokens lic (1-20)</td> </tr> <tr> <td data-bbox="512 927 671 956">VSW-427-002</td> <td data-bbox="699 927 1038 956">Connection tokens lic (21-100)</td> </tr> <tr> <td data-bbox="512 967 671 996">VSW-427-003</td> <td data-bbox="699 967 1054 996">Connection token lic (101-1000)</td> </tr> <tr> <td data-bbox="512 1008 671 1037">VSW-427-004</td> <td data-bbox="699 1008 1018 1037">Connection token lic (>1000)</td> </tr> <tr> <td data-bbox="512 1048 619 1077">VSW-501</td> <td data-bbox="699 1048 1102 1077">Text to Speech (Add voice message)</td> </tr> <tr> <td data-bbox="512 1088 619 1117">VSW-502</td> <td data-bbox="699 1088 970 1120">Text to Speech - English</td> </tr> <tr> <td data-bbox="512 1131 619 1160">VSW-517</td> <td data-bbox="699 1131 1082 1160">Text to Speech - English-American</td> </tr> <tr> <td data-bbox="512 1171 619 1200">VSW-600</td> <td data-bbox="699 1171 1193 1200">Remote Notification - Email Support (Per PC)</td> </tr> <tr> <td data-bbox="512 1211 619 1240">VSW-356</td> <td data-bbox="699 1211 1321 1263">VESDA ECO / VESDA Sensepoint XCL Detector network connection - One required per monitored detector</td> </tr> </tbody> </table>	Ordering Code	Description	VSW-206	First PC License	VSW-216	Additional PC License PC	VSW-346	VESDAnet network Connection	VSW-356	VESDAnet Detector Connection per detector	VSW-366	VESDAtalk / VESDAlink Detector Connection	VSW-427-001	Connection tokens lic (1-20)	VSW-427-002	Connection tokens lic (21-100)	VSW-427-003	Connection token lic (101-1000)	VSW-427-004	Connection token lic (>1000)	VSW-501	Text to Speech (Add voice message)	VSW-502	Text to Speech - English	VSW-517	Text to Speech - English-American	VSW-600	Remote Notification - Email Support (Per PC)	VSW-356	VESDA ECO / VESDA Sensepoint XCL Detector network connection - One required per monitored detector
Ordering Code	Description																														
VSW-206	First PC License																														
VSW-216	Additional PC License PC																														
VSW-346	VESDAnet network Connection																														
VSW-356	VESDAnet Detector Connection per detector																														
VSW-366	VESDAtalk / VESDAlink Detector Connection																														
VSW-427-001	Connection tokens lic (1-20)																														
VSW-427-002	Connection tokens lic (21-100)																														
VSW-427-003	Connection token lic (101-1000)																														
VSW-427-004	Connection token lic (>1000)																														
VSW-501	Text to Speech (Add voice message)																														
VSW-502	Text to Speech - English																														
VSW-517	Text to Speech - English-American																														
VSW-600	Remote Notification - Email Support (Per PC)																														
VSW-356	VESDA ECO / VESDA Sensepoint XCL Detector network connection - One required per monitored detector																														

Software Image	Description	
Supported Products	<p>MODBUS</p> <ul style="list-style-type: none"> • VESDA Sensepoint XCL • VESDA ECO • VLW-008 2.19.00 - 3.00.405 <p>VESDAlink</p> <ul style="list-style-type: none"> • VESDA VLC LP Phase 1 • VESDA VLC Ro Phase 1 • VESDA VLC Simplex Phase 2 • VESDA VLC 800-MX Phase 2 • VESDA VLC ESSER Phase 2 • VESDA VLC AP Phase 2 	<p>VESDAnet</p> <ul style="list-style-type: none"> • VESDA VLP • VESDA VLS • VESDA VLC • VESDA VLF • VESDA VLC • VESDA VLS • VESDA VLI • VESDA-E VEA • VESDA-E VEU • VESDA-E VEP • VESDA-E VES • Remote Relay • VESDA Display • System Relay Module • VLS Remote Relay • VLS Display • VESDA Programmer • VESDA Sliding Windows HLI • VESDA Stop-and-go HLI • VESDA Open protocol HLI • VESDA Sliding Windows HLI with Dial Out • Analog Output Module • VESDA ModBus HLI • VESDA Access HLI • VESDA MODBUS3 HLI <p>VESDAtalk</p> <ul style="list-style-type: none"> • VESDA VLF • VESDAnet Card • Multifunction 020 Control Card • Multifunction 030 Control Card

Locations

Please refer to the [Xtralis website](#) for office locations.

Technical Support

Please refer to the [Xtralis website](#) for technical support contacts.



ABOUT XTRALIS



Xtralis is a leading global provider of powerful solutions for very early & reliable detection of smoke, fire, and gas threats. Our technologies prevent disasters by giving users time to respond before life, critical infrastructure or business continuity is compromised.

We protect highly-valuable and irreplaceable assets and infrastructure belonging to the world's top governments and businesses.

To learn more, please visit us at www.xtralis.com.